

HIFIMAN

FACEBOOK



Scan QR Code to join
HIFIMAN on facebook



ANANDA UNVEILED

UNVEILED

Headband
Gen.2

Enhanced
Magnet

NEO Supernano
Diaphragm Gen.2



01-02 Message from the Founder

03-04 UNVEILED Technology

05-06 Technology Evolution from Grill to Non-grill

07-08 Magnetic Veils

09-10 Enhanced Magnet

11-12 Neo Supernano Diaphragm Gen.2

13 ANANDA UNVEILED More suitable for mobile devices

14 New Composite Headband

16 Technical Data

17 Headband Adjustment & Replacing Ear Pads

18 Care and Maintenance

19 HIFIMAN Limited Warranty



Message from the Founder

Thank you for your purchase of a HIFIMAN product. We take great pride in offering audio products that provide best-in-class performance and value.

Though it seems like only yesterday when I started HIFIMAN as a passionate audiophile, we just finished our first decade in business and eagerly look forward to an exciting future. The company has grown rapidly and the HIFIMAN brand has become one of the most respected in the industry.

Even with our success, the one thing that has not changed is my passion for music and creating products that help recreate that live experience. Now, I am joined by many others in the company who share my passion and in turn, we humbly share that with you.

Thank you again for your purchase. I hope you will find this guide useful in learning about your product which will help you enjoy countless hours of listening pleasure.

Happy listening,

Fang

Dr. Fang Bian,
Founder and CEO

ANANDA UNVEILED

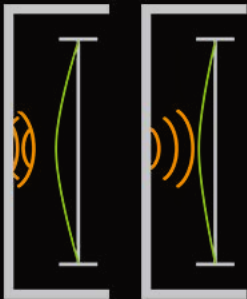


The term "Unveiled" literally means "removing the veil." This technology was first applied in the 2024 HIFIMAN SUSVARA headphones. Since the grille structure causes acoustic interference to the diaphragm of the driver unit, the ANANDA Unveiled adopted the Unveiled technology to deliver a pure and clean sound.

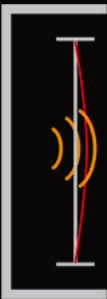
Harmful Reflections and Refractions of Sound Waves React on the Diaphragm



Sound waves emitted



The sound waves are reflected and refracted by the grill back to the diaphragm



The diaphragm is affected and the sound quality is diminished




Regular headphones

Commonplace products use mesh with a lower opening ratio as grill that leads to harmful refraction and reflections of sound waves.



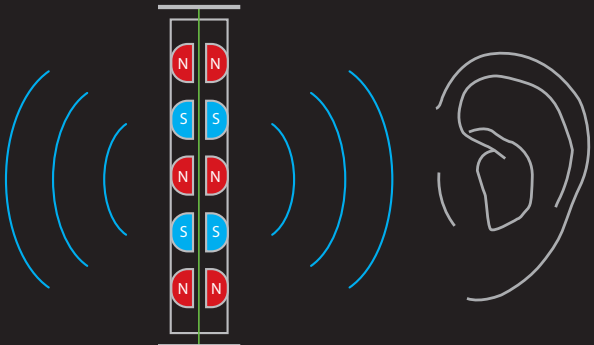

Window Shade Design

Since the nanometer thickness diaphragm is ultra lightweight, it is easily disturbed by sound waves reflected and refracted by the mesh. Therefore, HIFIMAN uses a window shade design to increase the opening ratio, maximize the grill exposure and reduce the probability of refraction and reflection. The result: dramatically reduced distortion.



ARYA UNVEILED

However..... the design of the window shade cannot completely avoid refraction and reflection altogether. Only by completely removing the window shade/grill design can near perfect sound quality be achieved.



Unveiled now



2018 ANANDA 2025 ANANDA UNVEILED

	Grille	NEO Supernano Diaphragm	Magnet	Headband
ANANDA	✓	✓	Normal magnets	Previous design
ANANDA UNVEILED	X	✓ The thickness is 60% of Ananda	Enhanced magnets	Composite headband

Magnetic Veils

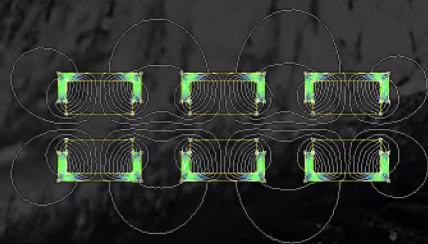


Specially designed to protect the fully open drivers of the ANANDA UNVEILED



*Due to the magnetic properties of the driver, it is important to cover the ear cups with the Magnetic Veils to avoid damage caused by absorption of magnetic objects when the product is not in use.



Using Rare-Earth-Free permanent magnetic materials with an optimally designed structure, materials to achieve a sensitivity that's comparable to drivers with Rare-Earth magnets.

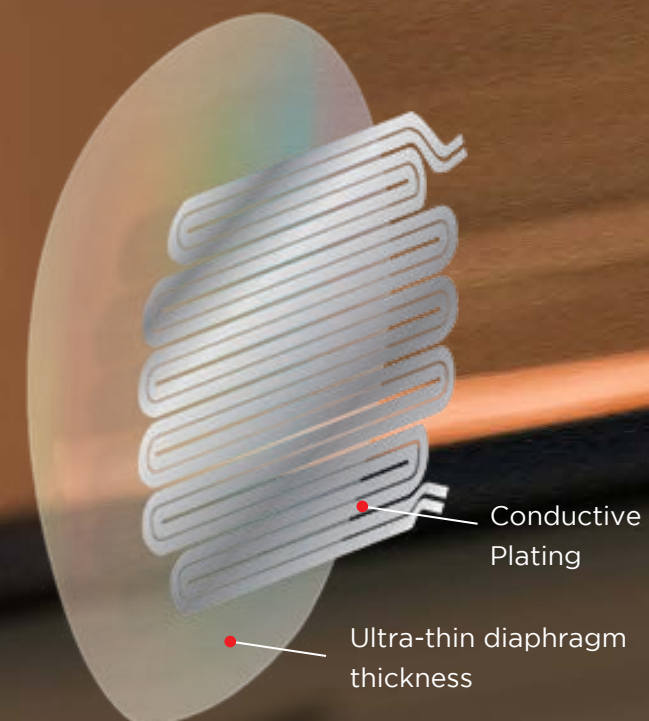




Neo Supernano Diaphragm Gen.2



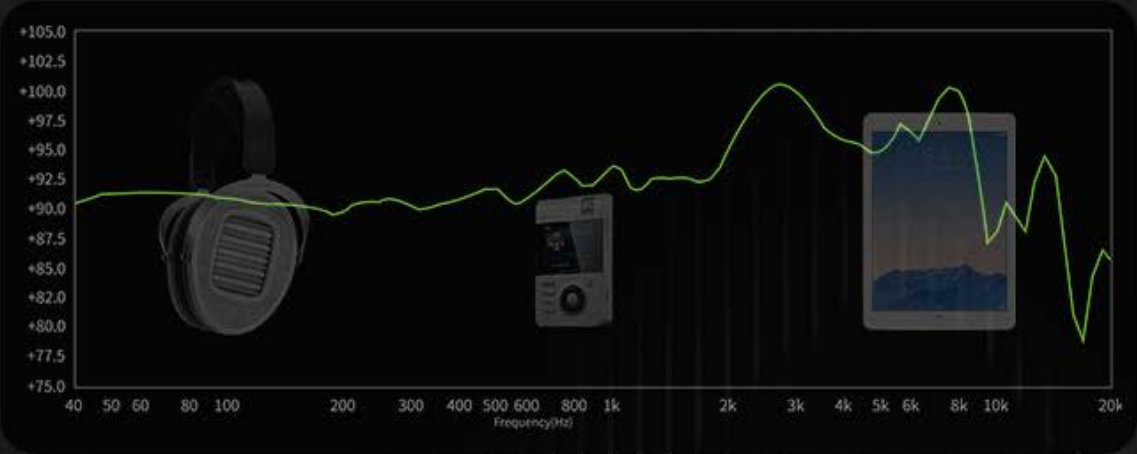
Only 60% of the first-gen diaphragm thickness.



Conductive
Plating

Ultra-thin diaphragm
thickness

ANANDA UNVEILED More suitable for mobile devices



New Composite Headband



Weight reduction of 20-30g with rotatable hinges for enhanced wearing comfort.





Technical Data

Specifications

Frequency Response: 5Hz-55kHz

Sensitivity: 93dB

Impedance: 22Ω

Weight: 449g (excluding Magnetic Veils and headphone cable)

Package Contents

Pair of headphones x 1

3.5mm plug headphone cable (1.5m) x 1

3.5mm to 6.35mm Adapter x 1

Ear pads (installed on the headset) x 1 pair

Pair of Magnetic Veils x 1

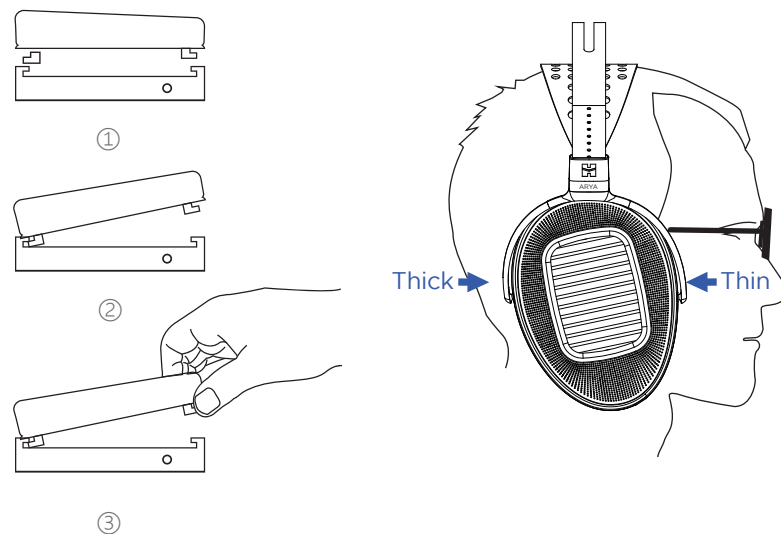
Headband Adjustment

To help fit the headphone to your head, you may use the two adjustment blocks to change the position of the headband strap to better accommodate your head.



Replacing Ear Pads

To remove the ear pads, locate the clips on the inside of the pad, and use two fingers to gently bend them in and slip them out. To install new pads, simply align the ear pad with the mounting ring, and gently bend the clips so they slot in their appropriate locations.



Care and Maintenance

Planar headphones benefit from break-in to achieve optimum performance. Usually this takes up to 150 hours however there is nothing special you need to do other than enjoy your headphones.

Wipe the surfaces (ear pads, cups) with a microfiber cloth and store the headphone in a dry, cool and safe place (away from dust, heat, humidity, sunlight, younger kids and pets if possible.) For the headband, wipe it periodically to remove any dust.

Do not expose the headphone to excessive heat or cold temperatures.

Do not use any headphone while driving or operating machinery.

Do not use volatile substances alcohol, acetone, gasoline or dish detergent to clean the headphone.

HIFIMAN Limited Warranty

ARYA UNVEILED is warrantied for a period of one year beginning with the original date of purchase. If you join the official HIFIMAN group on Facebook, your product warranty will be extended for an additional six months. Please contact HIFIMAN customer service if you need any assistance.

The dated sales or delivery receipt is your proof of purchase. You may be required to provide proof of purchase as a condition of receiving warranty service so please keep it handy.

If your product is under warranty and malfunctions occur, please contact HIFIMAN customer service or your authorized dealer. If necessary, and at the discretion of HIFIMAN, the company will provide a warranty repair or replacement of your product.

Caution: do not disassemble or modify the product in any way. Tampering with or modifying your HIFIMAN product will void its warranty.

This Limited Warranty does not apply to :

1. Defective or discolored parts if the damages are caused by fluids, dirt, missing keys, broken plastic parts or improper use.
2. Damage caused by misuse with another product.
3. Use of the product for other than its normal intended use, including, without limitation, failure to use the product in accordance with the supplied "Owner's Guide"
4. Damage caused by accident, abuse, neglect or misuse.
5. If you do not have a valid dated receipt showing proof of purchase.
6. Damage caused by services/repairs or other modifications to the system carried out by anyone other than HIFIMAN or an authorized HIFIMAN distributor or dealer.
7. Damage caused by self-repair or if the unit has been disassembled or modified in any way.

HIFIMAN guarantees your satisfaction and will do everything reasonable to achieve that. If you have any questions or concerns with your product, simply contact your authorized dealer or HIFIMAN directly (if purchased from us) and explain the issue in detail. Should a return be required, a RA# will be issued. Return shipping to HIFIMAN or authorized service facility will be at the owner's expense.

The warranty applies to the first purchaser and is not transferable. Should you need warranty service please contact your authorized HIFIMAN dealer. Or email us directly at customerservice@HIFIMAN.com

If you have any concerns with your product: please contact us to explain the issue in detail. If a return/refund is required, a RA# will be issued. Return shipping to HIFIMAN or authorized service facility is done at the owner's expense.

For any further information or questions, please contact your authorized HIFIMAN dealer. Or email us directly at customerservice@HIFIMAN.com.

1. Correct disposing of waste electrical and electronic equipment (WEEE) and symbol of the “crossed-out wheeled bin”

The crossed-out wheeled bin on WEEE means that you are obliged by law to dispose of this equipment separately from the unsorted municipal waste collection system. Disposing of it in the residual waste bin, the yellow bin or yellow bag for recyclable materials is legally prohibited. If the equipment contains portable batteries, accumulators or lamps that are not permanently installed, these must be removed before disposing of the product and be disposed of separately as waste portable batteries.

2. Ways of returning waste electrical and electronic equipment

Owners of waste electrical and electronic equipment can return them to those facilities for returning or collecting waste electrical and electronic equipment set up and provided by the public-sector waste disposal authorities or alternatively with collection points installed by producers, retailers or distant sellers to ensure that the waste electrical and electronic equipment is disposed of correctly. The following link leads to an online registry of the available collection and take-back sites:

<https://e-schrott-entsorgen.org/>

3. Data privacy

We should point out to all end-users of waste electrical and electronic equipment that they themselves are responsible for deleting all personal data from the waste electrical and electronic equipment to be disposed of.

WEEE Reg. No. DE 73830605

WEEE Reg. No. DE 48150071



facebook.com/hifimanelectronics



twitter.com/hifimanofficial



www.hifiman.com

HIFIMAN ELECTRONICS CORPORATION
Address: 2602 Beltagh Ave, Bellmore, NY 11710, USA