



HE600



Owner's Guide



TABLE OF CONTENTS



- 2 A Decade of Planar Renaissance
- 4 Message from the Founder
- 6 The re-invention of the Classic
with Advanced Technologies
- 8 Enhanced Magnet
- 9 Neo Supernano Diaphragm Gen.2
- 11 New Composite Headband
- 13 Earpad
- 13 New 3.5mm connectors
- 14 Technical Data
 - Specifications
 - Package Contents
 - Pairing Information
- 15 Set-up Instructions
 - Headband Adjustment
 - Replacing Ear Pads
 - Set-up and Operation
 - Care and Maintenance
- 17 HIFIMAN Limited Warranty

A Decade of Planar Renaissance

HIFIMAN is proudly celebrating its first decade and noting here some of our many milestones in those first ten years.

Though the company's first product was a landmark portable player, HIFIMAN is best known for its high performance full-size headphones utilizing planar magnetic technology. Though this technology wasn't new when HIFIMAN began its journey, it did present significant challenges to headphone designers. Planar headphones were heavy, uncomfortable and very inefficient requiring large amplifiers that didn't readily exist at the time.

HIFIMAN met those challenges head on and began designing headphones that not only sounded amazing but pushed at the boundaries of what was possible from a planar magnetic headphone. For example, the Edition X V2 is so efficient it can be driven by a smartphone. That was unthinkable just a few years ago. This development trend steadily continues to today where the planar has stylish headphones that combine best-in-class sonic performance with sublime comfort.

"I give a lot of credit to HIFIMAN for the renaissance we're now seeing in high-end headphones, and in particular for the recent resurgence of interest in planar magnetic headphones. Fang Bian has done a great deal to advance the art of headphone sound."

Brent Butterworth

Renowned Audio Writer



Message from the Founder

Thank you for your purchase of a HIFIMAN product. We take great pride in offering audio products that provide best-in-class performance and value.

Though it seems like only yesterday when I started HIFIMAN as a passionate audiophile, we just finished our first decade in business and eagerly look forward to an exciting future. The company has grown rapidly and the HIFIMAN brand has become one of the most respected in the industry.

Even with our success, the one thing that has not changed is my passion for music and creating products that help recreate that live experience. Now, I am joined by many others in the company who share my passion and in turn, we humbly share that with you.

Thank you again for your purchase. I hope you will find this guide useful in learning about your product which will help you enjoy countless hours of listening pleasure.

Happy listening,

Fang

Dr. Fang Bian,
Founder and CEO

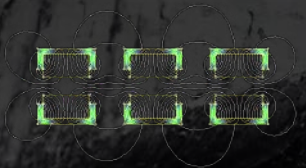




The re-invention of the Classic with Advanced Technologies

The HE600 headphones offer high sensitivity, delivering sonic performance comparable to that of power amplifier-driven systems when used with standard headphone amplifiers. Additionally, they enhance comfort and reliability by significantly reducing weight.



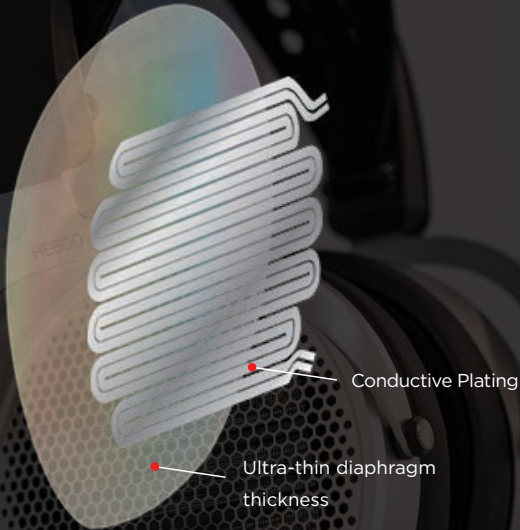
Using Rare-Earth-Free permanent magnetic materials with an optimally designed structure, materials to achieve a sensitivity that's comparable to drivers with Rare-Earth magnets.



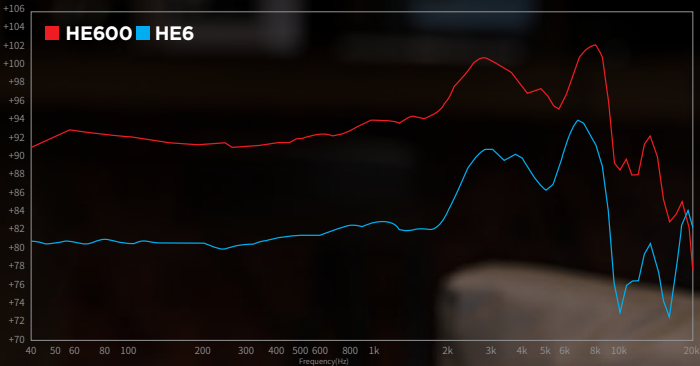
Neo Supernano Diaphragm Gen.2

Only 60% of the first-gen diaphragm thickness.

NEO Supernano Diaphragm Gen.2



The HE600 successfully replicates the sound signature of the HE6 headphones driven by a high-power amplifier.



New Composite Headband

Weight reduction of 20-30g with rotatable hinges for enhanced wearing comfort.



Compare the weights of HE6 and HE600



Earpad

For unmatched comfort over long listening sessions, the HE600 includes HIFIMAN's proprietary FocusPad with memory foam surrounded by pleather and soft velour outer layers that gently envelope the ear.



New 3.5mm connectors

angled at 10 degrees to reduce pressure, ensuring a long-lasting link between the headphone and the cable.

Technical Data

Specifications

Frequency Response: 8Hz - 65kHz

Impedance: 28 ohms

Sensitivity: 94dB

Weight: 389g (13.72oz)

Package Contents

Pair of headphones x 1

3.5mm plug headphone cable (1.5m) x 1

3.5mm to 6.35mm Adapter x 1

Ear pads (installed on the headset) x 1 pair

Pairing Information

The HE600 is an easy to drive headphone meaning it will require nothing special to drive it properly. You can power a HE600 happily out of your mobile phone but it does scale with more power too. If you have a moderate desktop amp or a portable powerful DAP like the SuperMini your HE600 will scale accordingly and give you ever greater audio performance.

Set-up Instructions

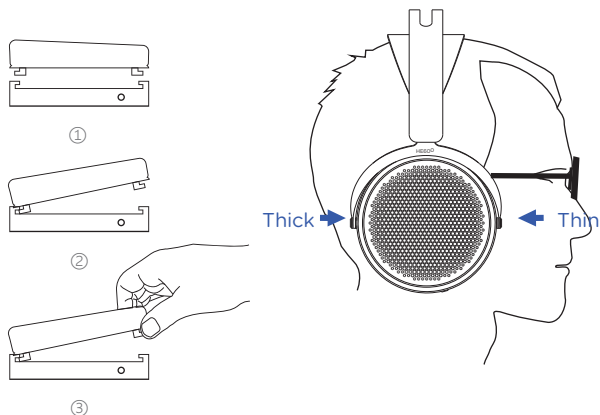
Headband Adjustment

To help fit the headphone to your head, you may use the two adjustment blocks to change the position of the headband strap to better accommodate your head.



Replacing Ear Pads

To remove the ear pads, locate the clips on the inside of the pad, and use two fingers to gently bend them in and slip them out. To install new pads, simply align the ear pad with the mounting ring, and gently bend the clips so they slot in their appropriate locations.



Set-up and Operation

1. Please allow for a period of “burn in” where you allow playback of audio for a period of 150 hours to allow the headphones to reach their fullest audio potential.
2. The headphone connectors utilize a new 3.5mm connector (our prior models use 2.5mm) They slot in an identical fashion to the standard 3.5mm sockets as found on a multitude of audio devices.
3. The supplied cable 3.5mm is user changeable and replaceable. A 6.35mm adapter can also be used in addition with the standard 3.5mm jack to enable use on outputs with a 6.35mm socket.
4. Be aware the HE600 is relatively sensitive so please make sure to turn the volume dial low before connecting to an audio source. You only have 1 pair of ear drums, look after them.
5. Please listen to the HE600 at moderate listening levels so that you can continue to enjoy their audio quality for years to come.
6. The drivers do not require user maintenance, do not touch them. Please contact HIFIMAN if your drivers have a problem.

Care and Maintenance

Planar headphones benefit from break-in to achieve optimum performance. Usually this takes up to 150 hours however there is nothing special you need to do other than enjoy your headphones.

Wipe the surfaces (ear pads, cups) with a microfiber cloth and store the headphone in a dry, cool and safe place (away from dust, heat, humidity, sunlight, younger kids and pets if possible). For the headband, wipe it periodically to remove any dust.

Do not expose the headphone to excessive heat or cold.

Do not use any headphone while driving or operating machinery.

Do not use volatile substances alcohol, acetone, gasoline or dish detergent to clean the headphone.

HIFIMAN Limited Warranty

Your product is warrantied for a period of one year beginning with the original date of purchase. If you join HIFIMAN on Facebook, your product warranty will be extended for an additional six months. Please contact HIFIMAN customer service if you need any assistance.

The dated sales or delivery receipt is your proof of purchase. You may be required to provide proof of purchase as a condition of receiving warranty service so please keep it handy.

If your product is under warranty and malfunctions occur, please contact HIFIMAN customer service or your authorized dealer. If necessary, and at the discretion of HIFIMAN, the company will provide a warranty repair or replacement of your product.

Caution: do not disassemble or modify the product in any way. Tampering with or modifying your HIFIMAN product will void its warranty.

This Limited Warranty does not apply to :

1. Defective or discolored parts if the damages are caused by fluids, dirt, missing keys, broken plastic parts or improper use.
2. Damage caused by misuse with another product.
3. Use of the product for other than its normal intended use, including, without limitation, failure to use the product in accordance with the supplied "Owner's Guide"
4. Damage caused by accident, abuse, neglect or misuse.
5. If you do not have a valid dated receipt showing proof of purchase.
6. Damage caused by services/repairs or other modifications to the system carried out by anyone other than HIFIMAN or an authorized HIFIMAN distributor or dealer.
7. Damage caused by self-repair or if the unit has been disassembled or modified in any way.

HIFIMAN guarantees your satisfaction and will do everything reasonable to achieve that. If you have any questions or concerns with your product, simply contact your authorized dealer or HIFIMAN directly (if purchased from us) and explain the issue in detail. Should a return be required, a RA# will be issued. Return shipping to HIFIMAN or authorized service facility will be at the owner's expense.

The warranty applies to the first purchaser and is not transferable. Should you need warranty service please contact your authorized HIFIMAN dealer. Or email us directly at customerservice@HIFIMAN.com

If you have any concerns with your product: please contact us to explain the issue in detail. If a return/refund is required, a RA# will be issued. Return shipping to HIFIMAN or authorized service facility is done at the owner's expense.

For any further information or questions, please contact your authorized HIFIMAN dealer. Or email us directly at customerservice@HIFIMAN.com.

1. Correct disposing of waste electrical and electronic equipment (WEEE) and symbol of the “crossed-out wheeled bin”

The crossed-out wheeled bin on WEEE means that you are obliged by law to dispose of this equipment separately from the unsorted municipal waste collection system. Disposing of it in the residual waste bin, the yellow bin or yellow bag for recyclable materials is legally prohibited. If the equipment contains portable batteries, accumulators or lamps that are not permanently installed, these must be removed before disposing of the product and be disposed of separately as waste portable batteries.

2. Ways of returning waste electrical and electronic equipment

Owners of waste electrical and electronic equipment can return them to those facilities for returning or collecting waste electrical and electronic equipment set up and provided by the public-sector waste disposal authorities or alternatively with collection points installed by producers, retailers or distant sellers to ensure that the waste electrical and electronic equipment is disposed of correctly. The following link leads to an online registry of the available collection and take-back sites:
<https://e-schrott-entsorgen.org/>

3. Data privacy

We should point out to all end-users of waste electrical and electronic equipment that they themselves are responsible for deleting all personal data from the waste electrical and electronic equipment to be disposed of.



facebook.com/hifimanelectronics



twitter.com/hifimanofficial



www.hifiman.com

WEEE Reg. No. DE 73830605

WEEE Reg. No. DE 48150071



HIFIMAN ELECTRONICS CORPORATION

Address: 2602 Beltagh Ave, Bellmore, NY 11710, USA