



Innovating the Art of Listening

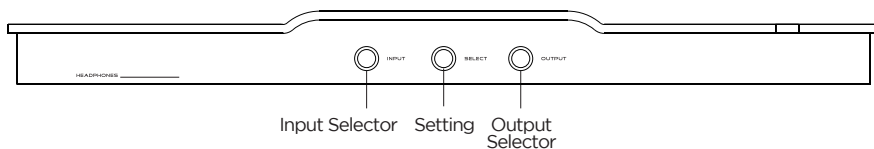
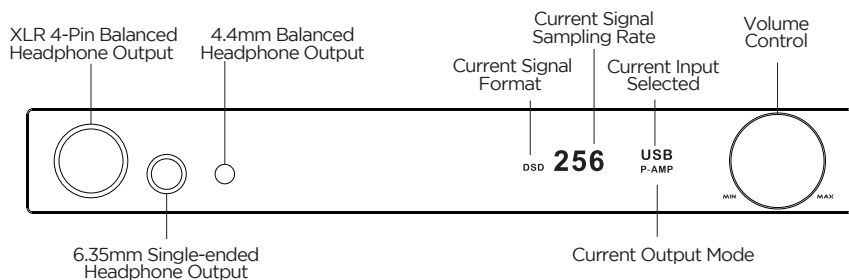


SERENADE

DAC and Headphone Amplifier
PROFESSIONAL DIGITAL TO ANALOG CONVERTER

HYMALAYA **PRO**

Front Panel Introduction



◆ Input Selector

Click the INPUT Selector button to select among USB, COAX, OPTI, AUDIO-IN and NET.

SERENADE provides four digital signal inputs and one analog signal input.

Four digital signal inputs: Standard USB connector, COAX (COAXIAL) digital input, OPTI (OPTICAL) digital input, and NET (Network) digital input.

One Analog signal input: AUDIO IN single-ended signal input.

When a digital input is selected, the current signal format and sampling rate will be displayed on the display panel.

When the analog signal input is selected, AUDIO IN will be displayed on the display panel.

When the NET (network streaming) input is selected, connect the decoder to the router on the same network as the audio player via a network cable. On the source device or software, select Goldenwave, so that music files stored on the NAS drive will be accessible. ,

◆ SELECT Function

The SELECT button adjusts the brightness of the display. Additional features will be added after a firmware upgrade.

Press SELECT to enter the selection menu; press INPUT to decrease the brightness; press OUTPUT to increase the brightness; press SELECT again to exit.

Streaming media module power supply selection: Click the SELECT key to cycle through the options: SELECTED (select NET and then turn on the power of the network module, otherwise cut off the power and shut it down completely), or ALWAYS ON (the streaming media module is always powered online)

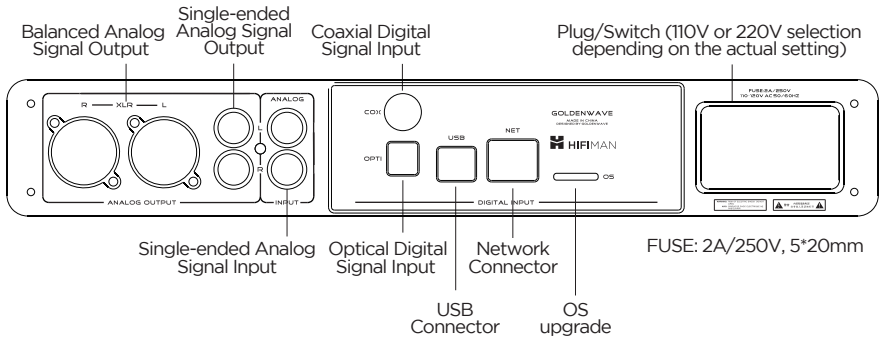
◆ OUTPUT Selector

Click the Output Selector button to select the Output mode. Options include DAC , H-AMP, and P-AMP. DAC: the headphone output on the panel is muted, and the XLR+RCA output on the rear panel is an analog signal with a fixed level.

H-AMP: the headphone output on the panel is available, and the XLR+RCA output on the rear panel is an analog signal that follows the volume of the headphone port.

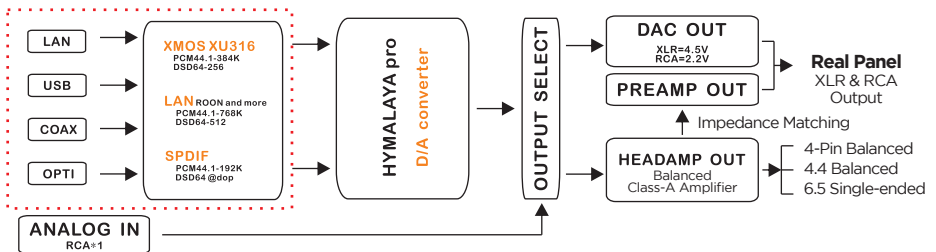
P-AMP: the headphone output on the panel is muted, and the XLR+RCA output on the rear panel is an analog signal with a variable level, which is used as the output of the front stage.

Real Panel Introduction



◆ Design Block Diagram

Upgradeable digital module card



◆ **Important:** Listening high volumes for an extended period may damage your hearing. Regardless of whether it is the headphone output or the pre-stage output, always set the volume to Min when first powering the Serenade.

- ◆ **Important:**
- 1) Always place the device on a dry, stable and firm surface;
 - 2) Ensure the product is used in a well-ventilated environment so heat will dissipate.
 - 3) Make sure the Serenade is turned off before connecting the power plug to the rear panel.
 - 4) Replace the fuse according to the specifications. It is strictly forbidden to short-circuit with a short-circuit bar, which will void the warranty. Unplug the power cord when replacing the fuse.
 - 5) Do not "burn-in" the Serenade with continuous 24-hour operation as it will have a negative effect on the product.

- ◆ **Connect Audio Devices:**
- 1) The SERENADE is equipped with five digital signal input and one analog signal input, allowing for connection to a variety of audio sources. Selections are made via the INPUT button on the front panel.
 - 2) The single-ended RCA analog signal output and XLR balanced interface are accessible at the same time and cannot be individually adjusted. The output signal can be switched via the OUTPUT button on the front panel.

Specifications

Frequency Response: 20Hz-20KHz, 30.1dB@1KHz

THD+N: 0.0015%, -3dBFS@1KHz

Signal to Noise Ratio: -110dB, 0dBFS@1KHz

Channel Separation: -120dB, 0dBFS@1KHz

DAC output level : 4.5V/XLR, 2.2V/RCA, 0dBFS@1KHz

Headphone amplifier power output: THD+N<0.07% @1KHz,

balanced output: 4000mW@32Ω, 760mw@300Ω;

single-end output: 2800mW@32Ω, 510mW@300Ω

Weight: -3.9KG

Dimension: 300*255*50mm, protrusions not included

Package Contents

Serenade DAC/Amp x1

Power Cable x1

USB-B Cable x1

HIFIMAN Limited Warranty

SERENADE is warranted for a period of one year beginning with the original date of purchase. If you join the official HIFIMAN group on Facebook, your product warranty will be extended for an additional six months. Please contact HIFIMAN customer service if you need any assistance.

The dated sales or delivery receipt is your proof of purchase. You may be required to provide proof of purchase as a condition of receiving warranty service so please keep it handy.

If your product is under warranty and malfunctions occur, please contact HIFIMAN customer service or your authorized dealer. If necessary, and at the discretion of HIFIMAN, the company will provide a warranty repair or replacement of your product.

Caution: do not disassemble or modify the product in any way. Tampering with or modifying your HIFIMAN product will void its warranty.

This Limited Warranty does not apply to :

1. Defective or discolored parts if the damages are caused by fluids, dirt, missing keys, broken plastic parts or improper use.
2. Damage caused by misuse with another product.
3. Use of the product for other than its normal intended use, including, without limitation, failure to use the product in accordance with the supplied "Owner's Guide"
4. Damage caused by accident, abuse, neglect or misuse.
5. If you do not have a valid dated receipt showing proof of purchase.
6. Damage caused by services/repairs or other modifications to the system carried out by anyone other than HIFIMAN or an authorized HIFIMAN distributor or dealer.
7. Damage caused by self-repair or if the unit has been disassembled or modified in any way.

HIFIMAN guarantees your satisfaction and will do everything reasonable to achieve that. If you have any questions or concerns with your product, simply contact your authorized dealer or HIFIMAN directly (if purchased from us) and explain the issue in detail. Should a return be required, a RA# will be issued. Return shipping to HIFIMAN or authorized service facility will be at the owner's expense.

The warranty applies to the first purchaser and is not transferable. Should you need warranty service please contact your authorized HIFIMAN dealer. Or email us directly at customerservice@HIFIMAN.com

If you have any concerns with your product: please contact us to explain the issue in detail. If a return/refund is required, a RA# will be issued. Return shipping to HIFIMAN or authorized service facility is done at the owner's expense.

For any further information or questions, please contact your authorized HIFIMAN dealer.

Or email us directly at customerservice@HIFIMAN.com.

HIFIMAN ELECTRONICS CORPORATION

Address: 2602 Beltagh Ave, Bellmore, NY 11710, USA



facebook.com/hifimanelectronics



twitter.com/hifimanofficial



www.hifiman.com

1. Correct disposing of waste electrical and electronic equipment (WEEE) and symbol of the “crossed-out wheeled bin”

The crossed-out wheeled bin on WEEE means that you are obliged by law to dispose of this equipment separately from the unsorted municipal waste collection system. Disposing of it in the residual waste bin, the yellow bin or yellow bag for recyclable materials is legally prohibited. If the equipment contains portable batteries, accumulators or lamps that are not permanently installed, these must be removed before disposing of the product and be disposed of separately as waste portable batteries.

2. Ways of returning waste electrical and electronic equipment

Owners of waste electrical and electronic equipment can return them to those facilities for returning or collecting waste electrical and electronic equipment set up and provided by the public-sector waste disposal authorities or alternatively with collection points installed by producers, retailers or distant sellers to ensure that the waste electrical and electronic equipment is disposed of correctly. The following link leads to an online registry of the available collection and take-back sites: <https://e-schrott-entsorgen.org/>

3. Data privacy

We should point out to all end-users of waste electrical and electronic equipment that they themselves are responsible for deleting all personal data from the waste electrical and electronic equipment to be disposed of.

WEEE Reg. No. DE 73830605

WEEE Reg. No. DE 48150071

