



Innovating the Art of Listening



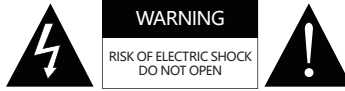
EF1000DAC

Balanced Headphone Amplifier and DAC
User Guide

Thank you for your purchase of the EF1000DAC. To ensure the correct operation procedure, please read the operating instructions carefully. After reading, please retain for reference in the future.

Safety Precautions	01
Technical Data	04
Key Highlights	05
Introduction	06
HIFIMAN Limited Warranty	09

Please note: To make the instructions more clear you may find the illustrations in this guide slightly simplified compared with the actual product.



TO REDUCE THE RISK OF ELECTRIC SHOCK, DO NOT REMOVE THE COVER OR BACK. THERE ARE NO USER-SERVICEABLE PARTS INSIDE. REFER SERVICING TO QUALIFIED SERVICE PERSONNEL.



Warning: Non-insulated dangerous voltage within the products enclosure may be of sufficient magnitude to constitute a risk of electric shock.

Important operating and maintenance instructions are included in this user guide.



Warning: To avoid fire or electrical shock, this product should not be exposed to rain or other moisture.

Note:

To completely cut off the power, the wall plug should be unplugged.



Hot Surface

The product may also become hot during use. Do not touch when powered. Do not cover or obstruct the air flow around the DAC. The high-temperature area should not be touched, especially the top panel and areas surrounding the "Hot Surface" symbol.

Important:

- When installing and placing the product, please fully consider its heat dissipation.
- Power voltage may vary in different countries and areas. Before connecting this product to a power source for the first time, please make sure the rated voltage (for instance, alternating current AC 230V 50Hz or alternating current AC 115V 60Hz) on the panel corresponds to local voltage. If not, the power supply should be turned off and the power cable disconnected before adjusting the voltage selector to make sure the power supply corresponds to the local voltage before reconnecting. The value displayed on the voltage switch is the current voltage.
- Firmly grasp the plug when the power cable is being unplugged. Do not pull the cable to unplug.
- This product should not be placed in a dusty, dirty environment. Never expose it to high humidity.
- The plug should be unplugged if the product will not be used for an extended period.
- Air ventilation should not be blocked or obstructed.
- Any foreign objects that fall into the product are likely to cause damage.
- Front and rear panels should be wiped clean with a dry cloth.

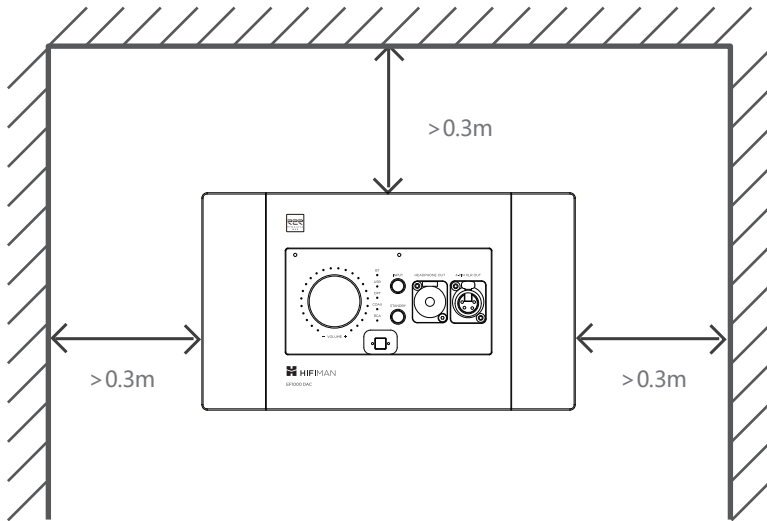
To remove stubborn dirt, use a soft cloth with a mild detergent solution and wipe dry with a clean cloth. (A rough cloth with ethyl alcohol or other chemical solvent must not be used, as they may cause damage to the surface coating.) Do not expose the product to chemicals such as pesticides, benzene, acids or alkalines.

- This product should not be disassembled or refitted by anyone other than HIFIMAN.
- To avoid fire while the amplifier is powered, vacuum tubes and air vents should not be obstructed with papers, tablecloth, curtains or any other items.
- Open flames such as candles should not be placed on or near the product.
- Highly flammable liquids should not be dropped or sprayed on the product.
- To avoid fire hazard, items containing liquids such as vases or glasses should not be placed on the product.
- Do not operate with wet or oily hands.
- The power cable should not be trampled on or be a trip hazard.
- Accessories and spare parts used should be specified exclusively by HIFIMAN.



TRANSPORT
CASES WARNING

- In the following situations, please disconnect the power supply from the product and contact HIFIMAN customer service.
 - A. The power cable or plug is damaged.
 - B. The product has fallen to the ground or liquid has spilled into or on the equipment.
 - C. The product was exposed to an extremely humid environment.
 - D. The product does not seem to operate properly, or there is a noticeable change in performance.



- Do not cover the vents. When installing the EF1000DAC on a rack or a shelf, keep 30cm of space above and on the sides at all times. (See above graphics.) Do not place any other equipment on the EF1000DAC.

Specifications:

- 1) Max Power Output: 13.7W@32 Ω balanced / 7W@32 Ω unbalanced per channel
- 2) THD+N (Line Out) : 0.0012% (-8 dB)
- 3) Channel Separation: 131dB
- 4) Signal to Noise Ratio: 120 dB (A Weighted)
- 5) Audio Codecs: AAC/SBC/aptX/aptX-HD/LDAC
- 6) Dimensions: 47 cm (L) \times 28 cm (W) \times 17.5 cm(H)
- 7) Weight: 13 kg



Qualcomm®
aptX™



Qualcomm®
aptX™ HD



*LDAC and LDAC logo are trademarks of Sony Corporation.

*aptX™ and aptX-HD™ and their logo are registered trademarks of Qualcomm Incorporated.

Accessories:

Power Cable x1

Bluetooth Antenna x1

User Guide x1

Warranty Card x1

Note:

Specifications and features are subject to change without notice.

EF1000DAC is a Balanced Headphone Amplifier and DAC which is stable in operation, highly efficient, and is , ideal for a variety of applications.

The EF1000DAC features the next generation of HIFIMAN' s R2R DAC, HYMALAYA PRO. Resolution, sonic output, and the overall listening experience surpasses the more common PCM1704 to set a new standard in personal and desktop audio.

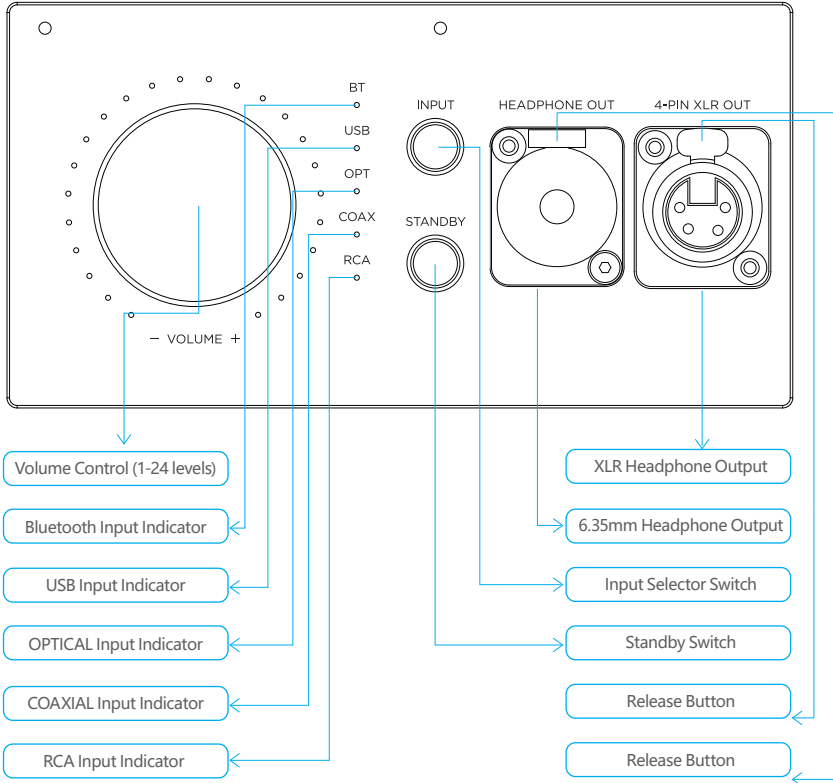
- High-speed FPGA built-in algorithm achieves excellent anti-aliasing performance with low noise output that does not affect the clarity and soundstage of the overall listening experience.
- The optimized sampling algorithm delivers the same timbre as NOS (non-oversampling) technologies for sound that is smooth and natural.
- Resistors used in the 0.01% precision, low power consumption design support control of temperature drift, ensuring THD (total harmonic distortion) remains ultra-low and inaudible.
- Four HYMALAYA PRO DAC modules are embedded for a fully balanced design for two-channel crosstalk that is consistently lower than PCM1704.

EF1000DAC supports Bluetooth 5.0, with LDAC and aptX HD technology specially designed for high-resolution wireless audio, it can bring excellent sound quality performance.

The sound quality is maximized by incorporating high-quality components and precise processing technology.



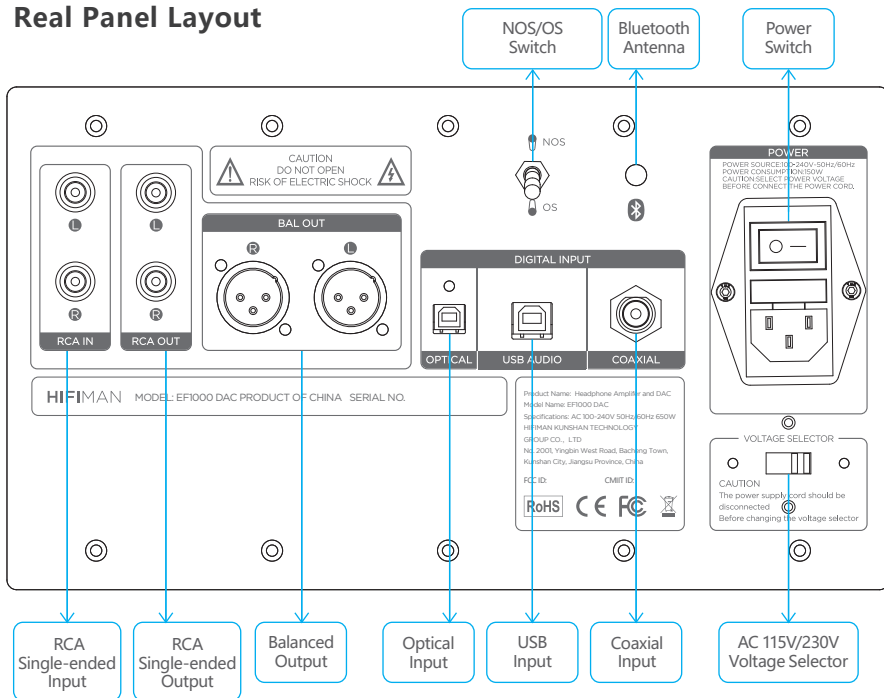
Front Panel Layout



Important:

1. Push "INPUT" Selector Switch on on the front panel to select the audio source: BT, USB, OPTICAL, COAXIAL, or RCA. The corresponding white LED light of the selected input mode will be illuminated. The light flashes when the BT Bluetooth input is not paired, and remains steady after successfully pairing with the source.
2. Headphone plugs: 6.35mm (1/4") and 4-pin XLR. When the headphone is connected to the EF1000DAC, the auto-locking mechanism will secure the headphone plug in place. To disconnect the headphone, press the release button and gently pull the plug at the same time.
3. For standby mode, when the EF1000DAC is powered up, press and hold the standby button for 3-5 seconds to start up; press the standby button for 3-5 seconds again, the EF1000DAC is then off.

Real Panel Layout



Important:

1. Power voltage may vary in different countries and areas. Before connecting this product to a power source for the first time, please make sure the rated voltage (for instance, alternating current AC 230V 50Hz or alternating current AC 115V 60Hz) on the panel corresponds to local voltage. If not, the power supply should be turned off and the power cable disconnected before adjusting the voltage selector to make sure the power supply corresponds to the local voltage before reconnecting. The value displayed on the voltage switch is the current voltage.
2. If the power cannot be connected, please contact HIFIMAN customer service or an authorized HIFIMAN dealer. If it is confirmed that it is a fuse , the provided back-up fuse should be used.

FCC STATEMENT

1. This device complies with Part 15 of the FCC Rules.

Operation is subject to the following two conditions:

- (1) This device may not cause harmful interference, and
- (2) This device must accept any interference received, including interference that may cause undesired operation.

2. Changes or modifications not expressly approved by the party responsible for compliance could void the user's authority to operate the equipment.

FCC Radiation Exposure Statement:

The device has been evaluated to meet general RF exposure requirement.

The device can be used in portable exposure condition without RF striction.

NOTE: This equipment has been tested and found to comply with the limits for a Class B digital, pursuant to Part 15 or the FCC Rules. These limits are designed to provide reasonable protection against harmful interference in a residential installation. This equipment generates, uses and can radiate radio frequency energy and, if not installed and used in accordance with the instructions, may casue harmful interference to radio communications, However, there is no guarantee that interference will not occur in a particular installation. If the equipment does cause harmful interference to radio or television reception, which can be determined by turning the equipment off and on, the user is encouraged to try to correct the interference by one or more of the following measures:

- Reorient or relocate the receiving antenna.
- Increase the separation between the equipment and receiver.
- Connect the equipment into an outlet on a circuit different from that to which the receiver is connected.
- Consult the dealer or an experienced radio / TV technician for help.

Your product is warranted for a period of three years beginning with the original date of purchase. HIFIMAN will, at the company's discretion, cover the repair of any technical issues that are not caused by deliberate or accidental damage nor user error, at our discretion. Please note:

- For the first year of the warranty, HIFIMAN provides free repair and shipping.
- For products that were bought within 1 - 3 years, HIFIMAN provides free repair. Shipping is paid by the consumer.
- For products that are out of warranty, contact HIFIMAN or a local authorized HIFIMAN dealer.

The dated sales or delivery receipt is the proof of purchase. You may be required to provide proof of purchase as a condition of receiving warranty service so please keep it handy.

If your product is under warranty and malfunctions occur, please contact HIFIMAN customer service or your authorized dealer.

This Limited Warranty does not apply to :

1. Defective or discolored parts if the damages are caused by fluids, dirt, missing keys, broken plastic parts or improper use.
2. Damage caused by misuse with another product.
3. Use of the product other than its normal intended use, including, without limitation, failure to use the product in accordance with the supplied "Owner's Guide."
4. Damage caused by accident, abuse, neglect, or misuse.
5. Products that are not accompanied by a valid dated receipt showing proof of purchase.
6. Damage caused by services/repairs or other modifications to the system carried out by anyone other than HIFIMAN or an authorized HIFIMAN distributor or dealer.
7. Damage caused by self-repair or if the unit is disassembled or modified in any way.

If you have any questions or concerns with your product, simply contact your authorized dealer or HIFIMAN directly (if purchased from the company) and explain the issue in detail. Should a return be required, a RMA# will be issued.

The warranty applies to the first purchaser and is not transferable. Should you need warranty service please contact your authorized HIFIMAN dealer, or email us directly at customerservice@HIFIMAN.com



facebook.com/hifimanelectronics



twitter.com/hifimanofficial



www.hifiman.com



HIFIMAN

Innovating the Art of Listening

1. Correct disposing of waste electrical and electronic equipment (WEEE) and symbol of the “crossed-out wheeled bin”

The crossed-out wheeled bin on WEEE means that you are obliged by law to dispose of this equipment separately from the unsorted municipal waste collection system.

Disposing of it in the residual waste bin, the yellow bin or yellow bag for recyclable materials is legally prohibited. If the equipment contains portable batteries, accumulators or lamps that are not permanently installed, these must be removed before disposing of the product and be disposed of separately as waste portable batteries.

2. Ways of returning waste electrical and electronic equipment

Owners of waste electrical and electronic equipment can return them to those facilities for returning or collecting waste electrical and electronic equipment set up and provided by the public-sector waste disposal authorities or alternatively with collection points installed by producers, retailers or distant sellers to ensure that the waste electrical and electronic equipment is disposed of correctly. The following link leads to an online registry of the available collection and take-back sites: <https://e-schrott-entsorgen.org/>

3. Data privacy

We should point out to all end-users of waste electrical and electronic equipment that they themselves are responsible for deleting all personal data from the waste electrical and electronic equipment to be disposed of.

WEEE Reg. No. DE 73830605

WEEE Reg. No. DE 48150071





FACEBOOK

Scan QR Code to join
HIFIMAN on facebook



Customer Service Tel: +1 201-443-4626
E-mail: customerservice@HIFIMAN.com
Website: www.hifiman.com



[hifimanelectronics](https://www.facebook.com/hifimanelectronics)



www.hifiman.com



twitter.com/hifimanofficial