

HIFIMAN



FACEBOOK



Scan QR Code to join
HIFIMAN on facebook

ARYA UNVEILED





Message from the Founder

Thank you for your purchase of a HIFIMAN product. We take great pride in offering audio products that provide best-in-class performance and value.

Though it seems like only yesterday when I started HIFIMAN as a passionate audiophile, we just finished our first decade in business and eagerly look forward to an exciting future. The company has grown rapidly and the HIFIMAN brand has become one of the most respected in the industry.

Even with our success, the one thing that has not changed is my passion for music and creating products that help recreate that live experience. Now, I am joined by many others in the company who share my passion and in turn, we humbly share that with you.

Thank you again for your purchase. I hope you will find this guide useful in learning about your product which will help you enjoy countless hours of listening pleasure.

Happy listening,

Fang

Dr. Fang Bian,
Founder and CEO

ARYA UNVEILED




The fully open-back design of the ARYA UNVEILED planar headphone eliminates the negative effects of sound wave reflection, an obstacle that impairs sound quality.

The model is named UNVEILED because the depth and inherent beauty of the music are unveiled to the listener. The technology is based on the cutting-edge innovation and heritage of HIFIMAN's flagship headphones, SUSVARA UNVEILED. Since the nanometer thickness diaphragm is sensitive to reflected sound waves, it is necessary to further increase the openness of the back of the headphone. This was the inspiration for the ARYA UNVEILED's removable back panel.




Regular headphones

Commonplace products use mesh with a lower opening ratio as grill that leads to harmful refraction and reflections of sound waves.



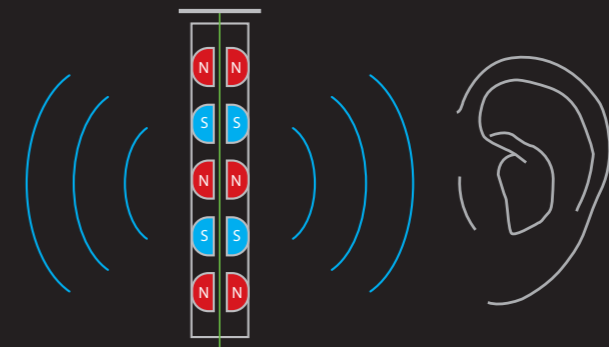
Window Shade Design

Since the nanometer thickness diaphragm is ultra lightweight, it is easily disturbed by sound waves reflected and refracted by the mesh. Therefore, HIFIMAN uses a window shade design to increase the opening ratio, maximize the grill exposure and reduce the probability of refraction and reflection. The result: dramatically reduced distortion.



ARYA UNVEILED

However..... the design of the window shade cannot completely avoid refraction and reflection altogether. Only by completely removing the window shade/grill design can near perfect sound quality be achieved.



Magnetic Veils

Magnetic Veils are specially designed to protect the ARYA UNVEILED's drivers. Due to the magnetic properties of the driver, it is important to cover the ear cups with the Magnetic Veils to avoid unnecessary problems or damage caused by the attraction of magnetic objects when the product is not in use.




Core Technology - Nanometer Thickness Diaphragm



Low distortion, high transient response, comprehensive improvement of dynamics and details.


The thickness of the ARYA UNVEILED's diaphragm is under a millionth of a meter. It is extremely light, and gives the headphone extremely fast response speed and outstanding dynamic range and frequency characteristics. Combined with the "Stealth Magnets" technology, the nanometer thickness diaphragm material is essential to the sonic output being clear and non-fatiguing, even after hours of listening.



Acoustically Invisible Stealth Magnets

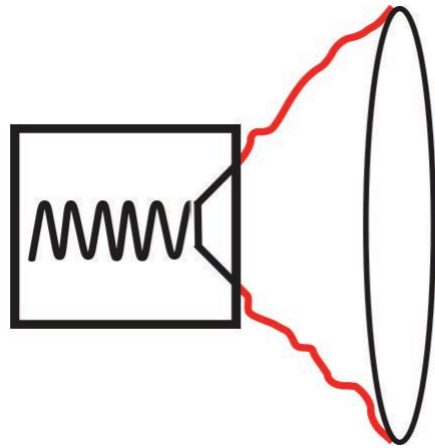


The special streamlined cross-sectional shape of the Stealth Magnets optimizes and reduces the air turbulence and diffraction between the magnets, allowing the sound to pass between them almost unaffected, without disrupting the sound quality as is experienced with traditional magnets.

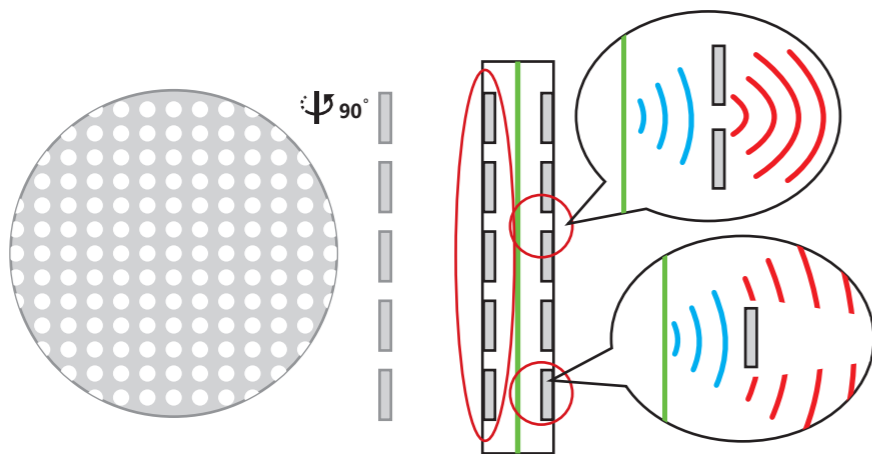


The Technology Under the Grill

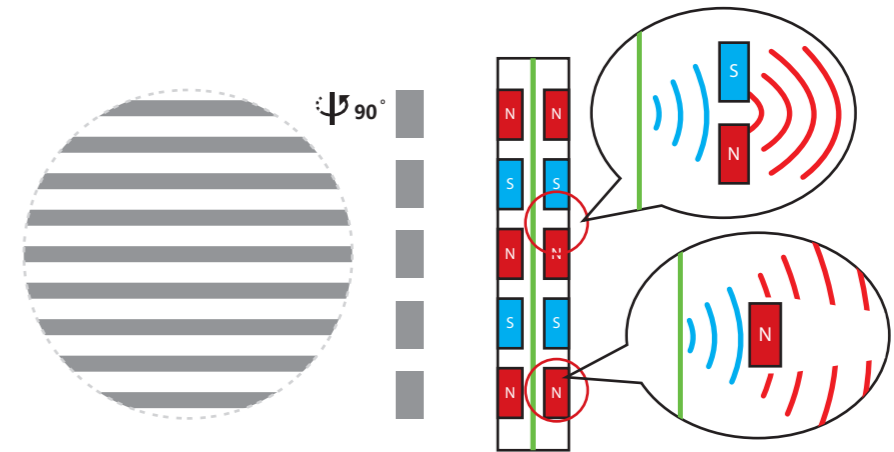
A conventional dynamic driver's frequency response can be altered due to distortions and vibrations across the diaphragm surface.



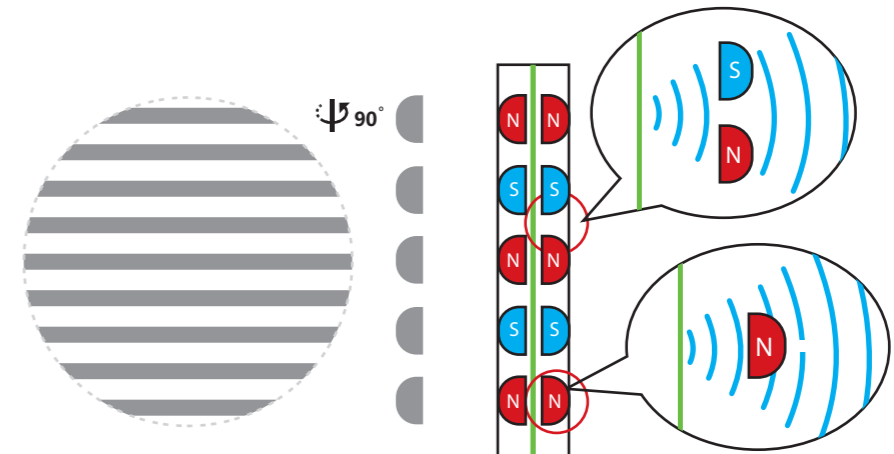
Conventional electrostatic headphones experience degradation of sound quality caused by the stator's interference.



Degradation of sound quality in a conventional planar magnetic headphone is caused by the magnets getting in the way of the sound wave.



Unlike the sound waves created by a conventional magnet, the special shape of stealth magnet of ARYA UNVEILED enables the waves to pass through the magnets without generating interference.



The Headband

Ergonomic and comfortable headband design for most people, with greater reliability and durability

The headband is the result of clever industrial design. It will accommodate a wider range of head sizes while applying pressure evenly over the wearers head.

The metal headband structure is created via CNC milling and hand polishing. To adjust the headband, simply move each ear cup up or down until the top of the headband rests comfortably on your head and the ear cups surround your ears.



The Ear Pads

The elegant asymmetry of the ARYA UNVEILED's ear pads conform to and fits around the human ear, comfortably distributing the weight evenly yet offering a secure and sound grip. The pads themselves are gently beveled, contouring and molding to the user's head, providing superb comfort for long listening sessions.





The Cable

The ARYA UNVEILED keeps things simple with a single Crystalline Copper cable. With a jet black woven exterior finish, it's the perfect complement to the sound and look of the ARYA UNVEILED.

The cable is user-replaceable and has channel orientation for left and right. A "L" and "R" are indicated inside the headband. Once the cable is installed with correct channel orientation, an easy way to tell left and right is the cable is connected toward the front of the ear cup. The cable will drape on the user's chest for greater comfort.

Technical Data

Specifications

Frequency Response: 8Hz-65kHz

Impedance: 94Ω

Sensitivity: 27dB

Weight: 413g (excluding Magnetic Veils and headphone cable)

Package Contents

(1) Pair of headphones

(1) 1.5m headphone cable (6.35mm plug)

(1) Pair of Magnetic Veils

(1) Pair of ear pads (mounted on headphone)



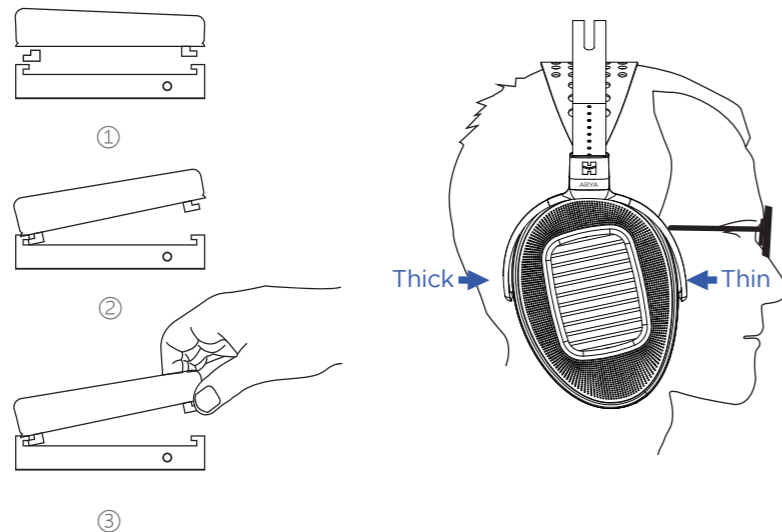
Headband Adjustment

To help fit the headphone to your head, you may use the two adjustment blocks to change the position of the headband strap to better accommodate your head.



Replacing Ear Pads

To remove the ear pads, locate the clips on the inside of the pad, and use two fingers to gently bend them in and slip them out. To install new pads, simply align the ear pad with the mounting ring, and gently bend the clips so they slot in their appropriate locations.



Care and Maintenance

Planar headphones benefit from break-in to achieve optimum performance. Usually this takes up to 150 hours however there is nothing special you need to do other than enjoy your headphones.

Wipe the surfaces (ear pads, cups) with a microfiber cloth and store the headphone in a dry, cool and safe place (away from dust, heat, humidity, sunlight, younger kids and pets if possible.) For the headband, wipe it periodically to remove any dust.

Do not expose the headphone to excessive heat or cold temperatures.

Do not use any headphone while driving or operating machinery.

Do not use volatile substances alcohol, acetone, gasoline or dish detergent to clean the headphone.

HIFIMAN Limited Warranty

ARYA UNVEILED is warranted for a period of one year beginning with the original date of purchase. If you join the official HIFIMAN group on Facebook, your product warranty will be extended for an additional six months. Please contact HIFIMAN customer service if you need any assistance.

The dated sales or delivery receipt is your proof of purchase. You may be required to provide proof of purchase as a condition of receiving warranty service so please keep it handy.

If your product is under warranty and malfunctions occur, please contact HIFIMAN customer service or your authorized dealer. If necessary, and at the discretion of HIFIMAN, the company will provide a warranty repair or replacement of your product.

Caution: do not disassemble or modify the product in any way. Tampering with or modifying your HIFIMAN product will void its warranty.

This Limited Warranty does not apply to :

1. Defective or discolored parts if the damages are caused by fluids, dirt, missing keys, broken plastic parts or improper use.
2. Damage caused by misuse with another product.
3. Use of the product for other than its normal intended use, including, without limitation, failure to use the product in accordance with the supplied "Owner's Guide"
4. Damage caused by accident, abuse, neglect or misuse.
5. If you do not have a valid dated receipt showing proof of purchase.
6. Damage caused by services/repairs or other modifications to the system carried out by anyone other than HIFIMAN or an authorized HIFIMAN distributor or dealer.
7. Damage caused by self-repair or if the unit has been disassembled or modified in any way.

HIFIMAN guarantees your satisfaction and will do everything reasonable to achieve that. If you have any questions or concerns with your product, simply contact your authorized dealer or HIFIMAN directly (if purchased from us) and explain the issue in detail. Should a return be required, a RA# will be issued. Return shipping to HIFIMAN or authorized service facility will be at the owner's expense.

The warranty applies to the first purchaser and is not transferable. Should you need warranty service please contact your authorized HIFIMAN dealer. Or email us directly at customerservice@HIFIMAN.com

If you have any concerns with your product: please contact us to explain the issue in detail. If a return/refund is required, a RA# will be issued. Return shipping to HIFIMAN or authorized service facility is done at the owner's expense.

For any further information or questions, please contact your authorized HIFIMAN dealer. Or email us directly at customerservice@HIFIMAN.com.

1. Correct disposing of waste electrical and electronic equipment (WEEE) and symbol of the “crossed-out wheeled bin”

The crossed-out wheeled bin on WEEE means that you are obliged by law to dispose of this equipment separately from the unsorted municipal waste collection system. Disposing of it in the residual waste bin, the yellow bin or yellow bag for recyclable materials is legally prohibited. If the equipment contains portable batteries, accumulators or lamps that are not permanently installed, these must be removed before disposing of the product and be disposed of separately as waste portable batteries.

2. Ways of returning waste electrical and electronic equipment

Owners of waste electrical and electronic equipment can return them to those facilities for returning or collecting waste electrical and electronic equipment set up and provided by the public-sector waste disposal authorities or alternatively with collection points installed by producers, retailers or distant sellers to ensure that the waste electrical and electronic equipment is disposed of correctly. The following link leads to an online registry of the available collection and take-back sites:

<https://e-schrott-entsorgen.org/>

3. Data privacy

We should point out to all end-users of waste electrical and electronic equipment that they themselves are responsible for deleting all personal data from the waste electrical and electronic equipment to be disposed of.

WEEE Reg. No. DE 73830605

WEEE Reg. No. DE 48150071



facebook.com/hifimanelectronics



twitter.com/hifimanofficial



www.hifiman.com

HIFIMAN ELECTRONICS CORPORATION
Address: 2602 Beltagh Ave, Bellmore, NY 11710, USA