HIFIMAN
Innovating the Art of Listening

NEO Supernano Diaphragm

Stealth Magnets Design

ANANDA

Owner's Guide

www.hifiman.com

HIFIMAN
Innovating the Art of Listening

Customer Service Tel: 1- 201-443-4626
E-mail: customerservice@HIFIMAN.com
Website: www.HIFIMAN.com

FACEBOOK
Scan QR Code to join HIFIMAN on facebook

ANANDA

Ānanda - आनन्द is Sanskrit meaning bliss or divine joy

TABLE OF CONTENTS

2 Message from the Founder

3 Headphone Overview

Outstanding Sound Quality

7 The Stealth Magnets

10 NEO Supernano Diaphragm

11 The Headband

14 The Connection Sockets

15 The Ear Pads

18 Technical Data

Specifications

Package Contents

20 Set-up Instructions

Headband Adjustment

Replacing Ear Pads

Set-up and Operation

Care and Maintenance

22 HIFIMAN Limited Warranty



Message from the Founder

Thank you for your purchase of a HIFIMAN product. We take great pride in offering audio products that provide best-in-class performance and value.

Though it seems like only yesterday when I started HIFIMAN as a passionate audiophile, we just finished our first decade in business and eagerly look forward to an exciting future. The company has grown rapidly and the HIFIMAN brand has become one of the most respected in the industry.

Even with our success, the one thing that has not changed is my passion for music and creating products that help recreate that live experience. Now, I am joined by many others in the company who share my passion and in turn, we humbly share that with you.

Thank you again for your purchase. I hope you will find this guide useful in learning about your product which will help you enjoy countless hours of listening pleasure.

Happy listening,

Fang

Dr. Fang Bian,
Founder and CEO

Headphone Overview

The HIFIMAN ANANDA is an open backed headphone with a uniquely designed stealth magnetic driver. The connection to which is made via the supplied cable with socketed connectors, they offer a secure and sturdy connection yet allow for easy cable swapping.

Compared with previous HIFIMAN headphones the ANANDA features a new headband that borrows from our two previous designs. All of the comfort and even weight distribution of the latter style but the more conventional appearance of the early design. This means you can enjoy your audio in all possible comfort and with their angled pads, you can listen all day long. Sonically the ANANDA shares the same HIFIMAN level of resolution and even handed sonic performance across the acoustic spectrum that you have come to expect. Smooth and highly extended at both ends with their large driver lows can reach deep into the depths for a full and robust bass response, while it retains highly expressive mids and delicately airy treble.

The premium earpads also have been specially designed to be thicker with an asymmetrical shape that follows the form of the earcups. The pads are bevelled so that they contour to the shape of your head for superb comfort and extended listening.

The ANANDA is meant to be used by a wide range of sources, power, control and finesse all sewn up in to sumptuous headphone with stunning audio quality.

Outstanding Sound Quality

Compared to traditional dynamic headphones, the planar magnetic technology offers largely superior sounding experience in terms of quality and soundstage. Dynamic headphones utilize conductors that vibrate in select areas of the diaphragm. This results in a large percentage of the diaphragm that cannot be directly driven by those conductors. Planar magnetic headphones are fundamentally different and operate on a different technical principle. Firstly, the weight of the planar headphones (conductors + diaphragm) is much lower than the dynamic ones. This results in planar headphones' superior performance in treble.

$$f_h = \frac{1}{2\pi}\sqrt{\left(\frac{1}{m1}+\frac{1}{m2}\right)Sn}$$

fh: upper frequency bound
m1: mass of diaphragm
m2: mass of conductor traces

A smaller mass from either the diaphragm or conductor traces results in a higher upper frequency bound.

Planar headphones have conductive layers distributed throughout the surface of diaphragm. The diaphragm is evenly driven by the magnetic force so that planar headphones have significantly lower distortion when compared with conventional dynamic headphones.

This lower distortion results in better overall reproduction of minute details. Instrumental positioning and imaging are improved, and the headphone has very natural soundstaging capabilities.

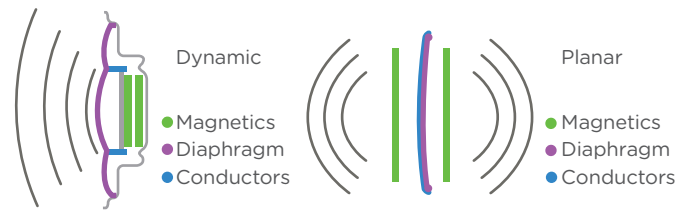

The Stealth Magnets

Stealth Magnets Design

The latest innovation in the world of planar magnetic headphones is the development of a new design of magnet. We have called these "Stealth Magnets" after the core principle of anything stealth, to be as invisible as possible. Thus, the advanced magnet design used for the first time on the SUSVARA aims to be as acoustically transparent, or invisible as possible, and now also implemented on ANANDA. In traditional designs the magnets get in the way of the sound waves, by reflection and diffraction. This creates constructive and destructive interference and as these points shift with frequency changes there is a mass of wave interference taking place.

The use of "Stealth Magnets" means the sound wave reproduction can take place without the necessary magnets getting in their own way ruining the sonic purity of their output.

NEO Supernano Diaphragm



HIFIMAN devoted extensive time and resources to create a nano scale thickness diaphragm that allows for lightning fast response that not only produces stunning levels of details but ultra-low distortion too. ANANDA offers performance levels and musical purity that exceed expectations, especially for such an affordable headphone.



The Headband

The ergonomic and comfortable headband is designed to fit most people, with greater reliability and durability.

The new ANANDA headband retains the comfort of the weight spreading headstrap but the overarching headband has been contoured to a more human shape. The ANANDA remains as comfy to wear yet makes a more urban visual aesthetic.

The new headband also incorporates a sleek unibody yolk attaching the frame to the headphone cups making a seamless ergonomic sweeping curve that is both elegant and functional. Its single piece of metal construction makes it durable enough to withstand the rigours of modern urban life.

To adjust the headband, simply move each ear cup up or down until the top of the headband rests comfortably on your head and the ear cups surround your ears.

The Connection Sockets

The New ANANDA makes use of a new 3.5mm socket for its cable connection. This gives an even more sturdy and robust physical connection for attaching the cables to and gives a greater surface area for signal transmission to boot. Giving not only a boost to its audio potential but raising the levels of punishment the connection can withstand too.

The Ear Pads

The elongated asymmetry of the ear pads on the ANANDA conform around the human ear, comfortably distributing the weight evenly yet offering a secure and sound grip. The pads themselves are gently bevelled, contouring and moulding to the users head thus providing superb comfort for long listening sessions.

Technical Data

Specifications

Frequency Response: 8Hz – 55k Hz

Sensitivity: 103 dB

Impedance: 27 Ω

Weight: 15.52 Oz (440g)

Package Contents

(1) Pair of headphones

(1) 1.5m headphone cable (3.5mm plug)

(1) Pair of ear pads (mounted on headphone)

(1) 3.5mm to 6.35mm Adapter

Set-up Instructions

Headband Adjustment

To help fit the headphone to your head, you may use the two adjustment blocks to change the position of the headband strap to better accommodate your head.

Replacing Ear Pads

To remove the ear pads, locate the clips on the inside of the pad, and use two fingers to gently bend them in and slip them out. To install new pads, simply align the ear pad with the mounting ring, and gently bend the clips so they slot in their appropriate locations.

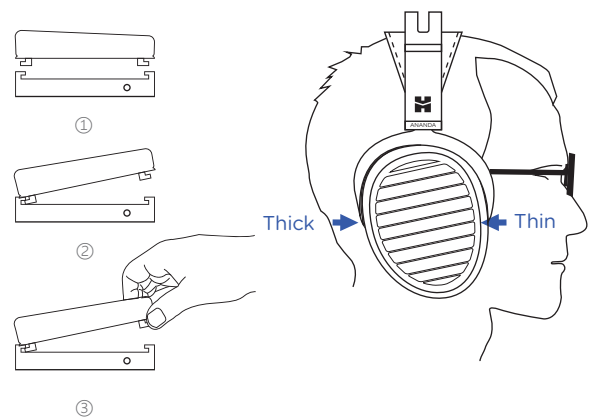

Set-up and Operation

1. Please allow for a period of "burn in" where you allow playback of audio for a period of 150 hours to allow the headphones to reach their fullest audio potential.
2. The headphone connectors utilize a new 3.5mm connector (our prior models use 2.5mm). They slot in an identical fashion to the standard 3.5mm sockets as found on a multitude of audio devices.
3. The supplied cables 3.5mm and 6.35mm are user changeable and replaceable.
4. Be aware the ANANDA is relatively sensitive so please make sure to turn the volume dial low before connecting to an audio source. You only have 1 pair of ear drums, look after them.
5. Please listen to the ANANDA at moderate listening levels so that you can continue to enjoy their audio quality for years to come.
6. The drivers do not require user maintenance, do not touch them. Please contact HIFIMAN if your drivers have a problem.

Care and Maintenance

Planar headphones benefit from break-in to achieve optimum performance. Usually this takes up to 150 hours however there is nothing special you need to do other than enjoy your headphones.
Wipe the surfaces (ear pads, cups) with a microfiber cloth and store the headphone in a dry, cool and safe place (away from dust, heat, humidity, sunlight, younger kids and pets if possible). For the headband, wipe it periodically to remove any dust.
Do not expose the headphone to excessive heat or cold.
Do not use any headphone while driving or operating machinery. Do not use volatile substances alcohol, acetone, gasoline or dish detergent to clean the headphone.

HIFIMAN Limited Warranty

Your product is warrantied for a period of one year beginning with the original date of purchase. If you join HIFIMAN on Facebook, your product warranty will be extended for an additional six months. Please contact HIFIMAN customer service if you need any assistance.

The dated sales or delivery receipt is your proof of purchase. You may be required to provide proof of purchase as a condition of receiving warranty service so please keep it handy.

If your product is under warranty and malfunctions occur, please contact HIFIMAN customer service or your authorized dealer. If necessary, and at the discretion of HIFIMAN, the company will provide a warranty repair or replacement of your product.

Caution: do not disassemble or modify the product in any way. Tampering with or modifying your HIFIMAN product will void its warranty.

This Limited Warranty does not apply to :

1. Defective or discolored parts if the damages are caused by fluids, dirt, missing keys, broken plastic parts or improper use.
2. Damage caused by misuse with another product.
3. Use of the product for other than its normal intended use, including, without limitation, failure to use the product in accordance with the supplied "Owner's Guide"
4. Damage caused by accident, abuse, neglect or misuse.
5. If you do not have a valid dated receipt showing proof of purchase.

6. Damage caused by services/repairs or other modifications to the system carried out by anyone other than HIFIMAN or an authorized HIFIMAN distributor or dealer.
7. Damage caused by self-repair or if the unit has been disassembled or modified in any way.

HIFIMAN guarantees your satisfaction and will do everything reasonable to achieve that. If you have any questions or concerns with your product, simply contact your authorized dealer or HIFIMAN directly (if purchased from us) and explain the issue in detail. Should a return be required, a RA# will be issued. Return shipping to HIFIMAN or authorized service facility will be at the owner's expense.

The warranty applies to the first purchaser and is not transferable. Should you need warranty service please contact your authorized HIFIMAN dealer. Or email us directly at customerservice@HIFIMAN.com

If you have any concerns with your product: please contact us to explain the issue in detail. If a return/refund is required, a RA# will be issued. Return shipping to HIFIMAN or authorized service facility is done at the owner's expense.

For any further information or questions, please contact your authorized HIFIMAN dealer. Or email us directly at customerservice@HIFIMAN.com.

facebook.com/hifimanelectronics

twitter.com/hifimanofficial

www.hifiman.com

HIFIMAN
Innovating the Art of Listening